

Travel to Malmesbury Primary School

Malmesbury Primary School is located at post code SN16 9JR. The vehicular entrance, which is also one of three pedestrian entrances, opens off Poole Road. This entrance leads to a car park which is for deliveries, staff, disabled people and pre-arranged visitors only. It has a traffic barrier. The other pedestrian entrances are off Poole Road and via the Sillars Walk footpath to the west of the school. See the maps below.

We actively encourage our pupils and staff to walk, scoot or cycle to school in order to:

- keep us fit and healthy
- help our pupils develop road safety skills which will keep them safe as they travel further afield and more independently
- help keep our local air clean
- reduce inconvenience from congestion to our neighbours
- reduce danger from traffic flows

What we do

- We use [Modeshift STARS](#) to update and monitor our school travel plan
- We promote safe and active travel as much as possible by using our noticeboard, displays, newsletter and website at <https://malmesburyprimaryschool.co.uk/>
- We encourage all members of our school community to walk, cycle or travel by public transport for the journey to school. To support this we provide:
 - Cycle training (Bikeability)
 - Pedestrian training (Walksafe)
 - Cycle parking
 - Scooter parking
 - Storage for helmets/equipment

We also intend to provide Scooter training in the near future

- Many school visits are local and take place on foot. The school's curriculum is planned to maximise our use of the local area.
- We let all new pupils and their parents/carers know that we promote healthy and sustainable travel to school before the child starts at our school

What we ask of parents

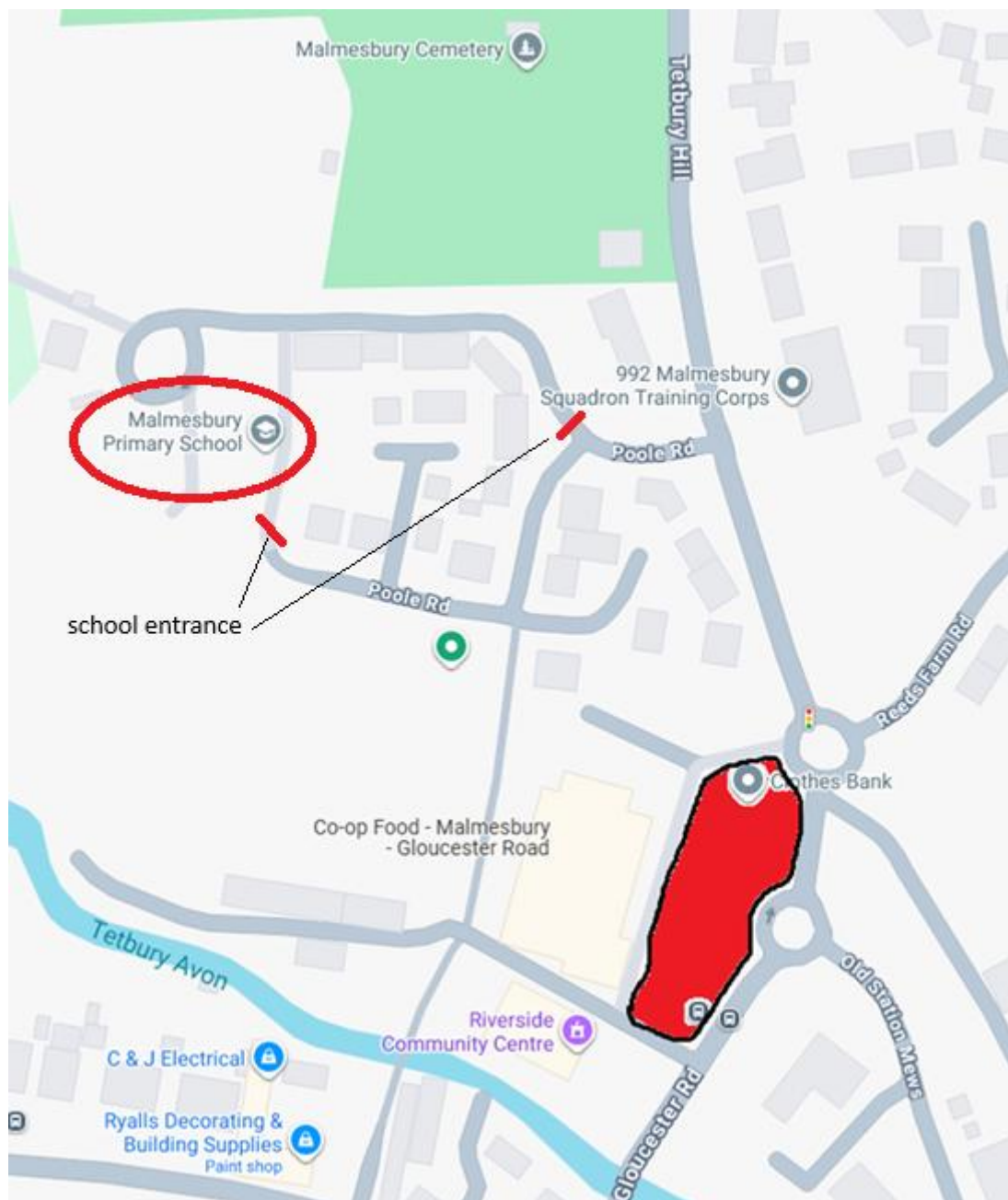
- Please encourage your child(ren) to walk, scoot or cycle to school whenever possible
- Ensure your child(ren) walk or ride sensibly and safely on the way to and from school, and push bikes and scooters while on school grounds
- Ensure that bicycles and scooters are roadworthy and properly maintained. If in doubt, consult a qualified mechanic.
- Provide your child(ren) with a cycle / scooter helmet
- Ensure your child(ren) can be seen by fitting lights to their bike by supplying them with high-visibility clothing
- Make sure your child has a lock for their bike or scooter and that they know how to use it

- Ensure you have appropriate insurance cover for your child(ren)'s bicycle or scooter as the school is not liable for any loss or damage to cycles or scooters on the premises or being used on the way to or from school.
- If you travel by bus, consider getting off the bus at least two stops early and walk the last part of the journey.

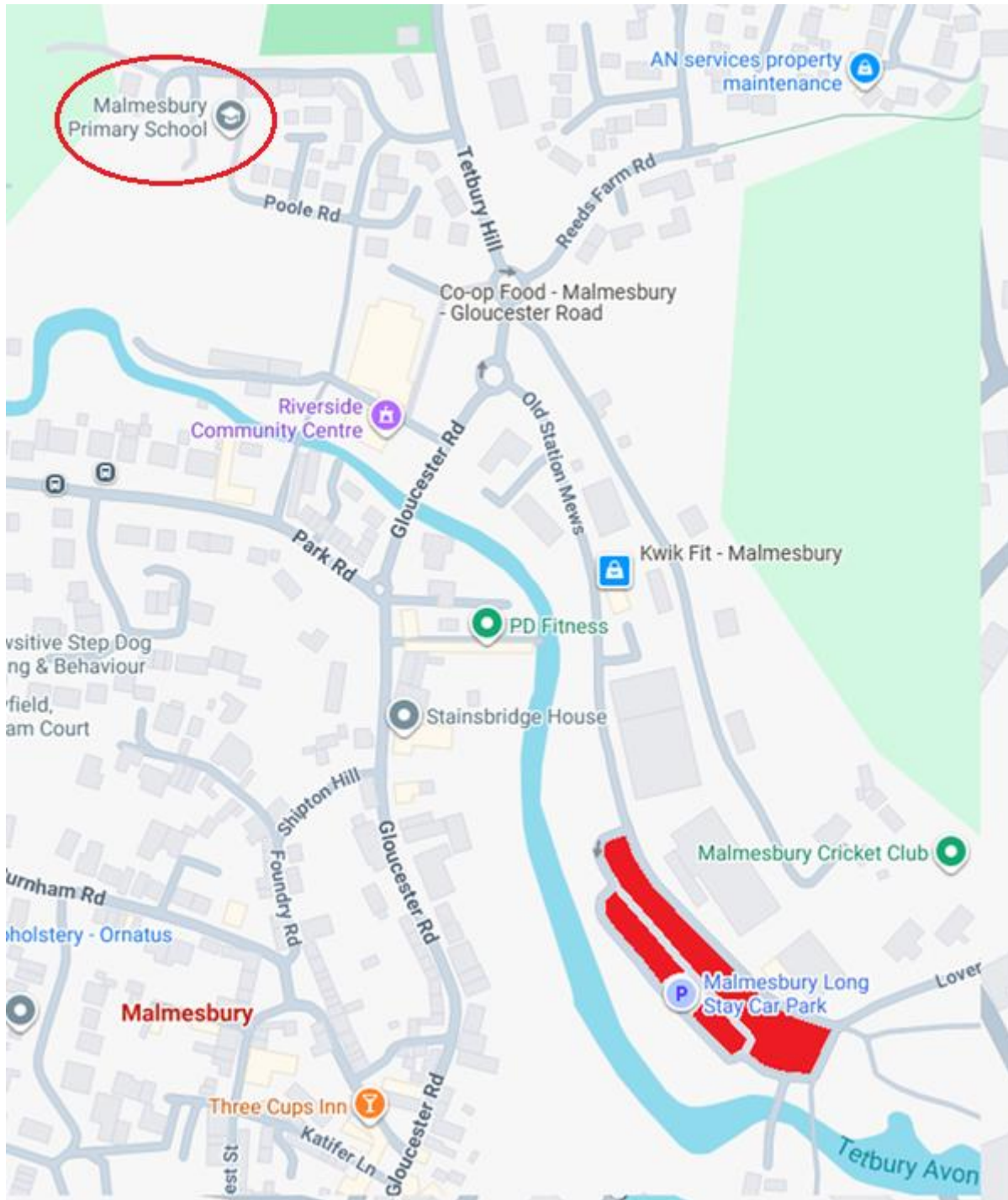
We understand that sometimes there is no alternative to driving to school.

- Where a car must be used, we ask parents to drive only part of the way, and drop their child(ren) off away from the school so that some of the journey can be walked or scooted.

We have a 5-minute walk zone which we ask parents to park outside of. This is facilitated by permission to use the Co-Op car park as a park & stride site. The car park is marked in red below:

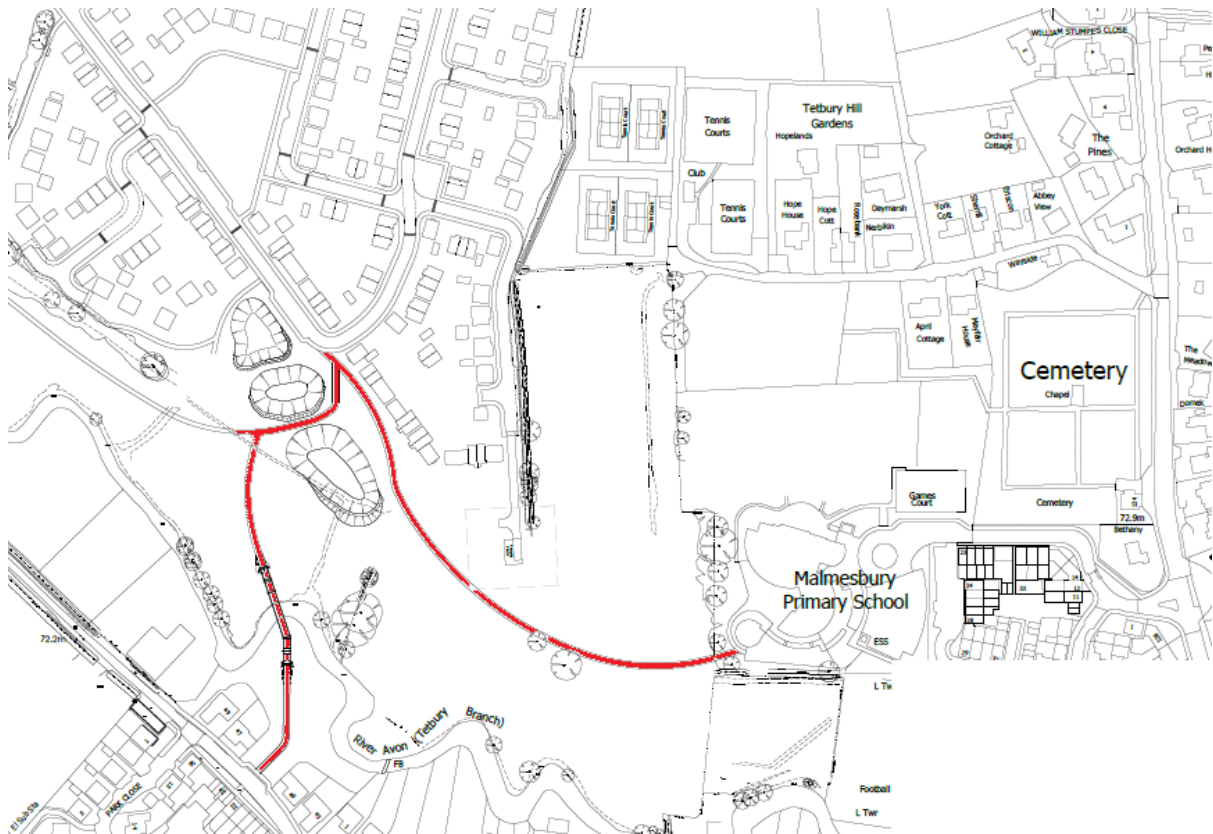


And also by the Station Yard car park, where parking up to 2 hours is free:



The school also has a rear entrance, linked to a footpath to the Backbridge housing development. This path links, via a bridge across the river, to the housing around White Lion Park and the secondary school, providing a safe route to walk, scoot or cycle into school. The path is marked in

red below. Please do not park in the Backbridge housing development to drop children off or walk in, as this causes significant difficulties for residents trying to access or leave their homes.



- If you do have to drive your child(ren) and stop in the near vicinity please do so legally, safely and with respect for our neighbours and local residents
- It is not acceptable to park or wait on double yellow lines, or across residential driveways for any period of time.

Please note that the decision on whether a child is competent to cycle or scoot to school is for the parent(s) or carer(s) to make. The school has no liability for any consequences arising from this decision.

The school car park is for the use of staff, deliveries and disabled visitors only. A traffic barrier prevents unauthorized access. If you need to use the car park please contact the school office.

What we ask of pupils

- Ask your parents if you can walk, scoot or cycle to school
- Behave in a way that shows you and the school in the best light whether walking, scooting, cycling or coming to school some other way
- Ride or walk courteously, sensibly and safely on the way to and from school
- Push bikes and scooters on school grounds
- Check that your bike or scooter is roadworthy and properly maintained
- Wear a cycle or scooter helmet

- Make sure you can be seen by using lights in the dark or bad weather and by wearing high-visibility clothing
- Make sure you have a lock for your bike or scooter and that you use it

Promoting safe and sustainable school travel

The school will run annual sustainable travel weeks, where pupils are encouraged and rewarded for making sustainable journeys.

Further details

A very detailed school travel analysis and plan has been produced as part of our plans to expand the school. It is available on request from the school office admin@malmesbury-pri.wilts.sch.uk