



Malmesbury
Church of England Primary School

Welcome to Malmesbury C of E Primary School

Early Years Foundation Stage

Reception Year 2025



The Team

- Mrs Catherine Jowitt – Early Years lead and Class Teacher
- Miss Alice Blackey – Class Teacher
- Mrs Paula Baker – Teaching Assistant
- Mrs Gemma Canning – Teaching Assistant

Laura
Phillips



— SENDCo —

Terry Jones



— Parent
support
adviser —



The First Few Weeks – what to expect



Our Transition Programme

Induction Afternoons

- **Monday 7th July or Tuesday 8th July**
1.15pm - 2.15pm
Children in the classrooms with teachers,
parents meeting with Mr Heal
- **Wednesday 16th July** 3.45pm – 4.15pm
Parents and children informal play session

**Week 1- Tuesday 2nd September to Friday 5th September 2025 -
8.50am-**11.30am** (doors open at **8.40am**)**

**Week 1 – Afternoons: Parent / Teacher meetings: sign up sheet in
classrooms**

Week 2- Monday 8th to Friday 12th September- 8.50am- **12.30pm
all children stay for lunch (doors open at **8.40am**)**

Week 3- Monday 15th September all children **full time (8.50am-
3.20pm) (doors open at **8.40am**)**

What does learning look like in EYFS?

Our classrooms are a balance of **planned adult led learning** and **child-initiated learning through play.**



"Children need the
freedom and
time to play.
Play is not a luxury.
Play is a necessity"

- Kay Redfield Jamison

www.thisgloriouslife.co.uk



Prime Areas



Communication and language (CL)



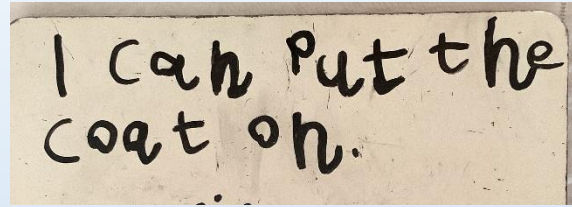
Physical - fine and gross motor skills (PD)



Personal, Social and Emotional (PSED)



Specific Areas of Learning



I can put the
coat on.

Literacy

Reading and writing
(Little Wandle)



Maths

Number and
numerical patterns



Expressive Arts and Design Art, DT, Drama, Music



Understanding of the World Geography, History, Science, R.E

‘All areas of learning and development are important and inter-connected.’

(Statutory framework for Early Years, July 2023)



Outdoors Learning is messy!



Learning Can Be Messy

Playing outside is so important. I run and jump and get lots of fresh air. Sometimes I might get grass or mud on my clothes.



Using a knife and fork at lunchtime is tricky! Sometimes I get food on my clothes!

I sometimes get pen and paint on my clothes! This is because I am developing creative skills and exploring lots of different ways of making amazing art!



Our mud kitchen is so much fun! I use all my senses, which is so important for my development. It also helps me use my imagination and practise playing with my friends nicely!

Exploring in the water tray is giving me lots of maths and scientific skills! I love pouring, filling and emptying! I usually wear an apron but sometimes my clothes get wet!



twinkl visit [twinkl.com](https://www.twinkl.com)

Exploring with playdough and other messy play resources like foam or food, helps me to develop fine motor control and build up muscles and coordination in my hands and fingers. I will need these when I learn to write.



When I get messy, I have been showing curiosity, determination, persistence, imagination and confidence!

A Typical Day in Year R

8.40am Classroom opens. We ask that you leave your children at the gates with the Teachers.

9.00am The children self-register and carry out their morning work.

9.10am Phonics/ Reading and discovery time

10.00am Snack time, children will be provided with a snack – either fruit or vegetables. Milk is provided for all children up to the age of five. When a child turns five, you may choose to pay for them to have milk. More information can be retrieved at the office.



10.15am Playtime

10.30am - 11.35am Maths and discovery time.

11.35am - 12.35pm Lunch.

12.35pm – 2.15pm Learning and discovery time.

2.15pm- 2.30pm- Playtime

2.30pm- 3.00pm- Learning, discovery time.

3.00-3.10pm Story time, songs and celebration, prepare for home time.

3.20pm We sing a goodbye song and it's home time!



Starting School... What will I need?




SCHOOL UNIFORM

- A red sweatshirt or Cardigan
- A white or navy shirt or polo shirt
- Navy or black trousers, shorts, skirts, or pinafores
- Black shoes (No trainers)
- Red gingham dresses and closed toe sandals are permitted in the summer.
- Malmesbury book bag (no rucksacks)
- Named water bottle
- Wellies

F.O.M.P.S (friends of Malmesbury primary School)

Pre-loved uniform available at the school fete- Friday 11th July.



Please, please, please label it!

P.E Kit

- Black shorts and a
- Red t-shirt.
- Pair of clearly named trainers (we will let you know when these are needed)

- Black/blue plain tracksuit / jogging top and trousers for outside PE.

- Should your child need to wear jewellery for religious purposes please provide tape or micro-pore tape to cover the jewellery during the lesson so that it doesn't present a hazard

Getting 'school ready'





- I am confident being away from my mummy, daddy or main carer
- I am able to identify how I feel and share it with others
- I am willing to have a go at new activities
- I keep trying when I find things difficult
- I know who to ask for help if I'm unsure



- I am able to share with others
- I am able to take turns
- I am good at making friends with others
- I enjoy interacting and playing with others



- I am able to use the toilet independently
- I can wash my hands
- I can get dressed and undressed
- I can move around confidently (walk, run, jump)
- I have good muscle control in my arms, hands and fingers
- I have good balance
- I am confident within climbing, jumping, and running



- I am able to sit and listen for a short while
- I can follow instructions
- I am understood when I talk
- I am able to talk about myself, my thoughts and feelings
- I enjoy interacting with others
- I enjoy sharing stories

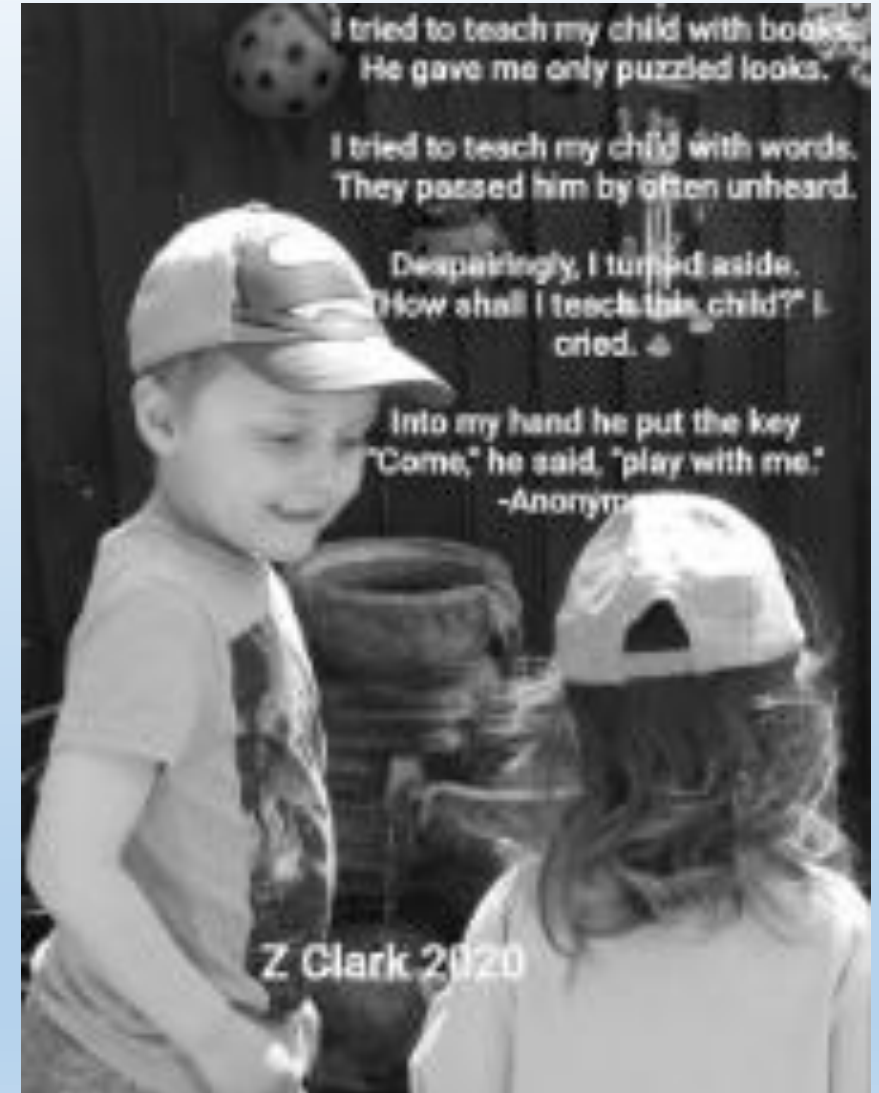


- I can open my packed lunch box and eat independently
- I can use a knife and fork
- I can sit at a table when I eat
- I have practised getting my uniform on and being ready to leave on time
- I have a good bedtime routine so I get enough sleep
- I am making sure I have breakfast before I leave for school



Top tips!

- Share the excitement, answer questions when they have them. Don't over talk it!
- Teach them to tidy up – do it with them and make it fun.
- Play games – let them lose!
- Make time to teach independence – let them put their shoes and coat on, use a knife and fork, have a go at cutting up their own food, carry their own bag.
- Recognise their name.
- Play!
- Practise wiping their own bottom!



To Do List

- Buy school uniform, book bag, PE kit, water bottle
- Buy wellies and suitable coat
- Label everything!
- Read all policies and sign any relevant documents, show child's birth certificate
- Look at Tiny Happy People website www.bbc.co.uk/tiny-happy-people

And Finally...

Happy

Curious

Confident

Independent



Please now feel free to come and have a look at the EYFS classrooms- any questions, just ask.