

Meet the Team!



Mrs Moles



Miss Wiseman



Mrs Sutton



Mrs Strutt



Mrs Jones



Mrs Kehoe

Mrs Strutt will be in Mrs Moles' Class on a Thursday and in Miss Wiseman's Class on a Friday

Our Routine



Morning greet by Mrs Sutton, Mrs Jones and Mrs Strutt (Thursday & Friday)

Children will sort their things and wash their hands. There will be a morning activity on the board for the children to complete.

Register and we will start our day. A timetable of the day will be on the board for the children to know what will be happening on that day.

There is a morning play, followed by lunch time and then an afternoon play.

Reading



We will be continuing with Little Wandle so the routine your child is used to will continue. Your child will bring home a balance of books. There will be 2 books sent home each week.

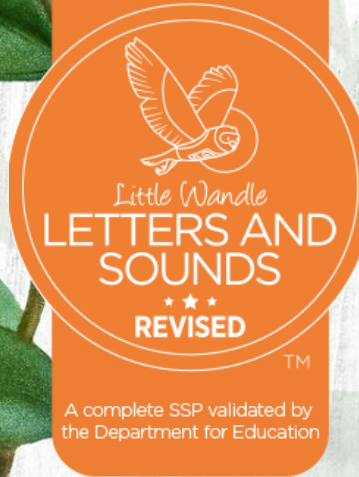
A reading practice book which is matched to their phonic stage and that they can read independently.

A sharing book that should not be read independently. This will be a book that your child has chosen from the school library.

We want to encourage reading for pleasure.

Please comment and sign your child's reading diary.

We're teaching
every child to
read with



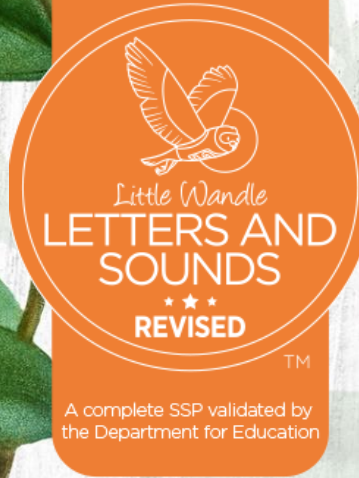
Reading



During the school week, your child will have read their reading practice book 3 times. They will have three reading practice sessions on Wednesday, Thursday and Friday which the children with a different focus for each session. This will always be completed with an adult in small groups.

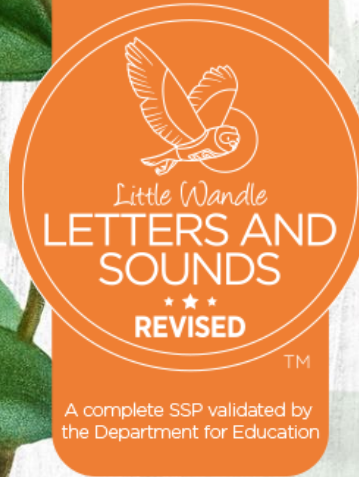
- Session 1: Decoding- using their skills to decode new unfamiliar words and explore the meaning of new words.
- Session 2: Prosody- reading with expressions
- Session 3: Comprehension- understanding the text and be able to answer questions about what they have read.

We're teaching
every child to
read with



Reading

We're teaching
every child to
read with



At Home

It is still important to listen to your child read. Your child will be **developing confidence and fluency** so you should listen with interest, encourage and praise. If your child is willing, it would be great if you could talk about the book but only if they are interested. We want to **develop lifelong readers** who enjoy reading and not make it a chore for you or your child.

Reading practice books will **go home on a Friday** and will be expected back in school for the following **Monday**.

There will be **a replacement cost of £5.75 for any lost or broken books**. These books are available from Amazon, WH Smiths etc so if you choose to replace yourself, that is fine. Please remember that these books are used for the next group of children.

Reading Homework

We're teaching every child to read with


Little Wandle
LETTERS AND
SOUNDS

REVISED

A complete SSP validated by the Department for Education

At Home

Your child will bring home a reading practice book, library book, a sheet explaining the learning for the week in phonics and spellings.



Reading Record

Name: _____

Class: _____



Little Wandle - Letters and Sounds Year 1 Phonics Home Learning	
Phase 5 - Spring 1 Week 1	
Please support your child to practise and reinforce the phonemes and graphemes we are learning in school. More information and support can be found on the Little Wandle website - https://www.littlewandlelettersandsounds.org.uk/resources/for-parents/	
Phonemes we will be covering this week in school -	
y wh	ea ou
We will be reading and writing words. Can you spot this week's phonemes?	
Happy silly funny hairy carry smelly feather head bread ready breakfast spread whisper wheel white whale whimper when toe woe goes shoulder boulder	
We will be reading sentences. Can you spot any tricky words?	
Look at the happy children being silly on the beach. Is there any bread for breakfast? I feel happy when the whale is near me in the water. I was sitting on a boulder with my toes in the water.	
We will be practising tricky words. Can you spot the tricky part of the word?	
any many again	
We will be practising spelling these words.	
Happy funny water head bread any wheel white many toe shoulder again carry whisper	

Date: w/c 12.09.22

Spellings for the Week: Consolidating phonics from Little Wandle Phase 5

Test	Spellings	Attempt 1	Attempt 2	Attempt 3
	happy			
	head			
	when			
	fly			
	gem			
	huge			
	photo			
	two			
	any			
	many			

For the second roll and write, use the back of the paper.
Score: /

Roll and Spell

- Write the word with your opposite hand.
- Write the word with both eyes closed.
- Write the word as fast as you can.
- Write the word in your neatest handwriting.
- Write the word upside down.
- Write the word in rainbow colors.

Roll & Write

- Use 2 adjectives in your sentence.
- Ask a question. ?
- Use * to show someone is talking.
- Add but, then make your sentence longer.
- Write a SILLY sentence.
- End with an !

English and Phonics



English is linked to our topics where possible. This allows more exposure to vocabulary and deepening of their knowledge in this area.

In Phonics will be starting the year finishing off Year 1, Summer 2 of Little Wandle. New this year, Little Wandle have released spelling for Year 2 which should seamlessly continue on. This will be the first year we will be teaching this.

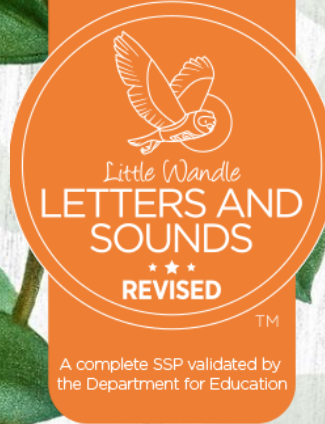
What the week looks like for English:

Daily English lesson

Daily Phonics lessons

*Three sessions of Reading Practice sessions (Wednesday, Thursday and Friday)

We're teaching every child to read with



Maths



We will continue to follow White Rose as a scheme.

We do Maths everyday with booster groups where needed.

White Rose:

“a whole new culture of deep understanding, confidence and competence in maths.”

Everyone can do MATHS!

Homework



Reading: Listening to your child read, ask questions about what they have read and talk about the book.

English: Spellings linked to their phonics/spelling pattern

Our foundation subjects will be covered through our termly topics in the form of a grid. This homework is then presented to the class. This is a great way to share ideas and give the children confidence when talking in front of their friends. If a child chooses not to share, an adult will share on their behalf. Usually, this role changes as the years goes on.

Our First Topic...



We are going back to the Victorians!

Learning about:


Queen Victoria

Florence Nightingale and Mary Seacole


Routines of a Victorian child

Victorian schooling...

And learning about other famous inventors from that time.



Topic Grid Homework



Find out about
a Victorian
invention

Can you visit a
local Victorian
building?

Sketch a
Victorian outfit

Can you bake
Victoria's
favourite food?

Write a letter
to Queen
Victoria

Make a poster
about the
Victorians

Research the
life of a
Victorian child

Write a quiz to
challenge
others about
the Victorians

Make a
Victorian toy

Show and Tell

We share everyone's
homework.

This will be on a Friday
to start off with as the
day may change due to
timetabling.

Rewards and Sanctions

Everybody believes in praising positive behaviour and hard work!

Yellow stickers
Certificates
House points
Sunshine Board:
Verbal warning
Name put down onto the cloud
Name put onto the rain cloud
See another teacher – Mr Heal
Phone call home for a chat.



Lunch, snack and water



Free school meals and snacks still continue in Year 2.
Please talk through the choices with your child we cannot change this on the day.

Healthy lunch boxes are a **MUST!**

We ask children to bring a water bottle into school with just water inside.

Start/End of the day



Children come into class through the cloakroom doors, from the KS 1 playground.

Please inform us if someone else is picking up your child.

At the end of the day, children will come back out through the cloakroom doors and meet you on the KS1 playground.

General Reminders



Uniform- The policy is on the website.

PLEASE PUT YOUR CHILD'S NAME ON EVERYTHING

Lateness and home time- please be prompt with timings

Photography permission slips

Appointments via school email or leave a message with Mrs Sutton,
Mrs Jones or Mrs Strutt in the morning

Helping in Class



We would be very grateful for any **volunteers** to help support us.

After a discussion with the class teacher, could you email the office and specify what support you can offer, the class and days/times.

Mr Heal will then be able to complete a risk assessment.

Thank you in advance!

Any questions?

